

CONTROL JOINT AND EXPANSION BASE



Specifications:

Control Joint —

Dimensions: 5/8" wide by 1 3/4" high by 12 ft. long.


Packaging: 396 feet per carton. Carton measures 148" X 8" X 8" and weighs approximately 65 lbs.

Expansion Base —


Dimensions: 9/16" wide by 2 1/4" high by 12 ft. long.

Packaging: 432 feet per carton. Carton measures 148" X 8" X 8" and weighs approximately 55 lbs.


<u>CODE</u>	<u>DESCRIPTION</u>
MCJ	CONTROL JOINT
MEB	EXPANSION BASE
MDR	MORTEX DRAIN RITE



WHERE ONLY CONTRACTUAL CRACK CONTROL IS DESIRED, PRECUT THE CONTROL JOINT TO THE DESIRED LENGTH. POSITION IN THE FRESH CONCRETE EITHER JUST BEFORE OR AFTER TAMPING. SCORE ALONG BOTH EDGES WITH AN EDGING TOOL.



WHEN THE COMPLETE UNIT IS USED, PRESTAKING AS SHOWN, IS ADVISABLE. THIS METHOD ALSO AFFORDS AN EXCELLENT JOINT WHEN THE CONCRETE POUR IS TO BE STOPPED AND CONTINUED LATER.



GOOD CONCRETE PRACTICES NECESSITATE THE PERIODIC USE OF FULL EXPANSION AS WELL AS CONTRACTUAL JOINTS. THIS NEED IS FULFILLED BY SIMPLY SNAPPING THE MORTEX EXPANSION BASE TO THE CONTROL.